



FRANCISCO V. AGUILAR

**NEVADA**  
**SECRETARY *of* STATE**

**Nevada's Effective Absentee System for Elections  
(EASE)**



# Agenda

- Overview of the Effective Absentee System for Elections (EASE)
- EASE Visual Demo
- Contact Information

# What is EASE?

[NVEASE.gov](http://NVEASE.gov)

- Nevada's Effective Absentee System for Elections, or EASE, is an online application that seamlessly integrates voter registration and electronic ballot delivery and marking.
- EASE allows a covered elector to register to vote and cast their ballot using a computer, phone or tablet.
  - The EASE System is ADA compliant as well.
- Allows voter to:
  - Get assistance and identify who assisted them
  - Review their choices before final submission to county election official
  - Provide feedback
- Voter may choose the method for returning their ballot:
  - Secure transmittal through SOS server
  - Print, scan, and email to county election official
  - Mail or fax to county election official

# Legal Authority

- Established by [NRS 293D.200](#) and made available in 2014, EASE is a system of approved electronic transmission. The system was initially made available only **for active-duty military, their families, and overseas voters**.
- Since 2021, voters with a disability and tribal voters who live on a reservation or colony in Nevada can access EASE for voting and voter registration.
  - Bills that expanded universe of “covered voters”:
    - AB 121 (2021) - An **elector with a disability**
    - SB 216 (2023) – An **elector who is a tribal member and who resides on an Indian reservation or Indian colony**.



# Timeline

- EASE is used for all of Nevada's elections
  - Before 2021 - EASE was only used for elections with federal candidates on ballot
  - Post-2021 legislative session – EASE is now an ADA tool, so it is used for all elections including special elections, such as recalls.
- When is EASE available for voters?
  - Presidential Preference Primary, Primary, or General elections – EASE will be available **no less than 45 days before Election Day**
  - Special elections – **At least two weeks before Election Day**

# EASE Visual Demo Overview



The screenshot displays the Nevada Secretary of State's website. At the top, the Nevada Seal is on the left, and the text "NEVADA SECRETARY OF STATE" is in the center. To the right is a search bar with the text "Search nvsos.gov..." and a "Go" button. Below the header is a navigation menu with links: "SOS INFORMATION", "ELECTIONS", "BUSINESSES", "LICENSING", "INVESTOR INFORMATION", and "ONLINE SERVICES". The main content area is titled "Effective Absentee System for Elections" with links for "Contact Information" and "FAQs". On the left, a sidebar lists the steps of the EASE process: "Overview", "1. Voter Assistance", "2. User Classification", "3. Affirmation", "4. Identification", "5. Information", "6. Ballot", "7. Return", and "8. Confirmation". The main content area provides a welcome message for the "2024 Primary Election" and lists eligible users: Nevada uniformed service members and their families, citizens outside the U.S., Nevada residents with disabilities, and tribal members on Indian reservations. It then lists five steps to register or confirm registration status and provides a "Continue" button.

Home | Forms | Announcements | FAQ | Contact Us

NEVADA SECRETARY OF STATE

Search nvsos.gov... Go

SOS INFORMATION ELECTIONS BUSINESSES LICENSING INVESTOR INFORMATION ONLINE SERVICES

Effective Absentee System for Elections [Contact Information](#) [FAQs](#)

Overview

1. Voter Assistance

2. User Classification

3. Affirmation

4. Identification

5. Information

6. Ballot

7. Return

8. Confirmation

Welcome to the Effective Absentee System for Elections or EASE for the **2024 Primary Election**. This system is currently available for use by the following:

- Nevada uniformed service members and their families,
- Citizens outside the U.S.,
- Nevada residents with disabilities, and
- Tribal members who reside on an Indian reservation or Indian colony.

If you are eligible to use this system based upon the list above, EASE will guide you through the following steps to register (or confirm registration status) and provide you with your actual absentee ballot to mark and return:

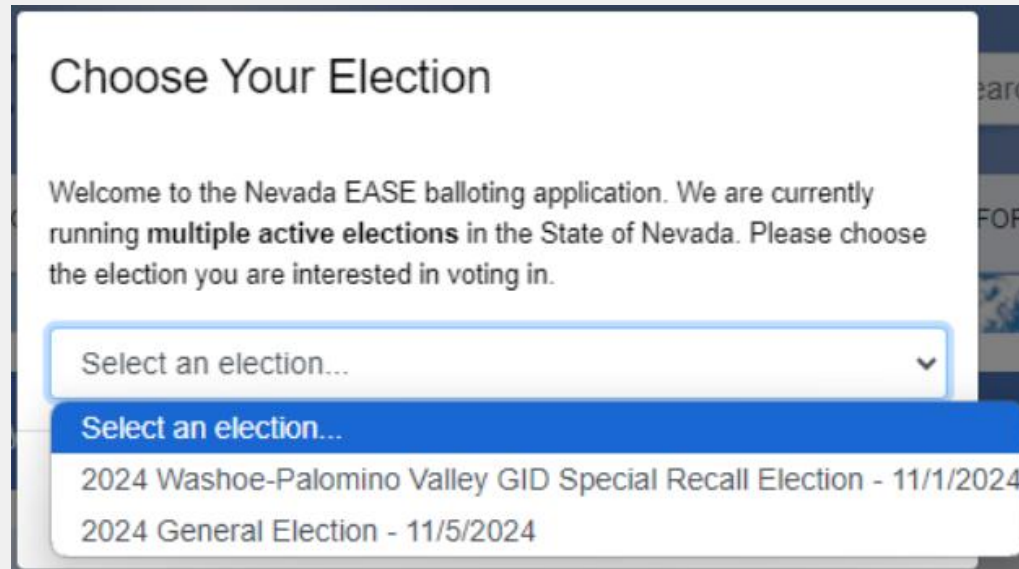
1. Affirm and declare your eligibility
2. Provide personal information to verify identity
3. Confirm personal information and signature
4. Mark, review, and confirm ballot selections
5. Select return method of your choice and return ballot

Continue

Start by going to NVEASE.gov.



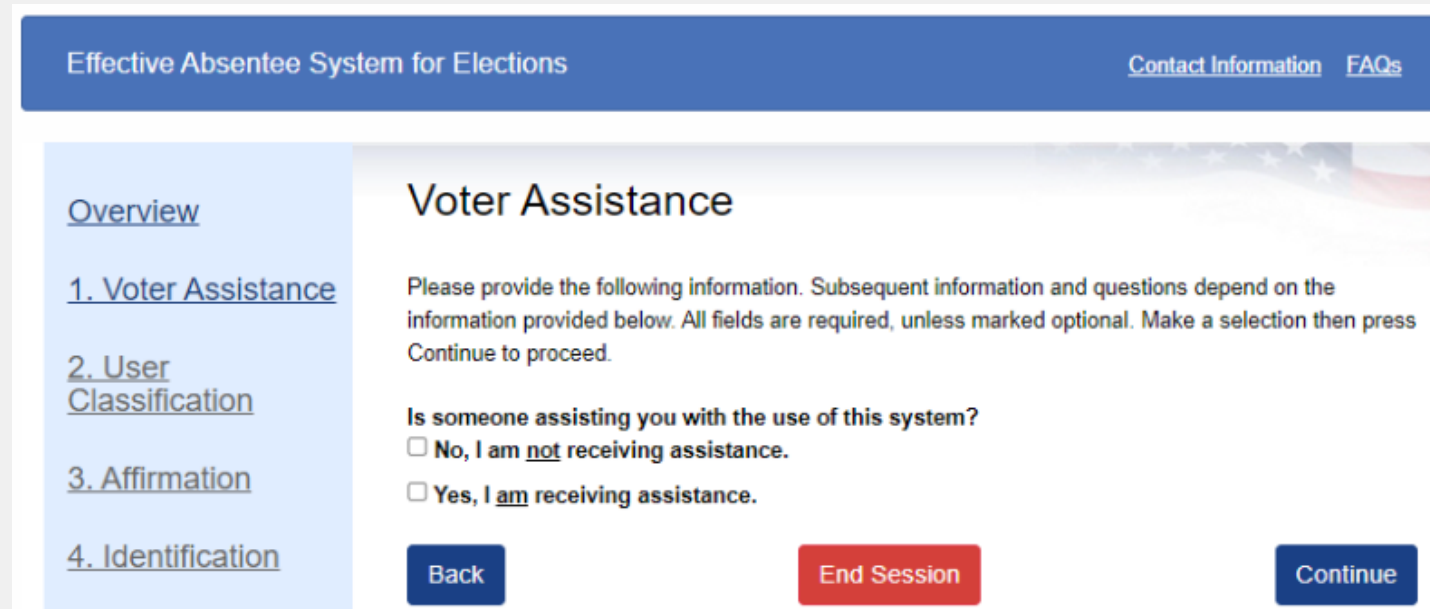
# EASE Visual Demo Overview



The screenshot shows a web interface titled "Choose Your Election". Below the title is a welcome message: "Welcome to the Nevada EASE balloting application. We are currently running **multiple active elections** in the State of Nevada. Please choose the election you are interested in voting in." Below this text is a dropdown menu with the placeholder text "Select an election...". The dropdown is open, showing two options: "2024 Washoe-Palomino Valley GID Special Recall Election - 11/1/2024" and "2024 General Election - 11/5/2024". The first option is highlighted in blue.

If there are multiple elections happening within the same timeframe, choose the election you would like to vote in and continue.

# Verifying Voter Information



The screenshot shows a web interface for the 'Effective Absentee System for Elections'. At the top, there is a blue header bar with the title 'Effective Absentee System for Elections' on the left and links for 'Contact Information' and 'FAQs' on the right. Below the header, there is a light blue sidebar on the left containing a list of navigation links: 'Overview', '1. Voter Assistance', '2. User Classification', '3. Affirmation', and '4. Identification'. The main content area on the right is titled 'Voter Assistance' and features a background image of an American flag. The text in the main area reads: 'Please provide the following information. Subsequent information and questions depend on the information provided below. All fields are required, unless marked optional. Make a selection then press Continue to proceed.' Below this text is a question: 'Is someone assisting you with the use of this system?'. There are two radio button options: 'No, I am not receiving assistance.' and 'Yes, I am receiving assistance.' At the bottom of the main area, there are three buttons: 'Back' (blue), 'End Session' (red), and 'Continue' (blue).

If you are receiving assistance filling out and submitting your ballot, check “Yes” on the Voter Assistance and you will be prompted to provide additional information.

If you are not, check “No” and continue.



# Verifying Voter Information



Home | Forms | Announcements | FAQ | Contact Us

**NEVADA SECRETARY OF STATE**

Search nvsos.gov... Go

SOS INFORMATION | ELECTIONS | BUSINESSES | LICENSING | INVESTOR INFORMATION | ONLINE SERVICES

**Effective Absentee System for Elections** [Contact Information](#) [FAQs](#)

[Overview](#)

[1. Voter Assistance](#)

[2. User Classification](#)

[3. Affirmation](#)

[4. Identification](#)

[5. Information](#)

[6. Ballot](#)

[7. Return](#)

[8. Confirmation](#)

**Please choose your voter classification**

Please provide the following information. Subsequent information and questions depend on the information provided below. All fields are required, unless marked optional. Make a selection then press Continue to proceed.

**Which of the following describes you?**

- ☐ I am on active duty in the Uniformed Services or Merchant Marine.
- ☐ I am an eligible spouse or dependent of an active duty member of the Uniformed Services or Merchant Marine.
- ☐ I am a U.S. citizen outside the country, and I intend to return.
- ☐ I am a U.S. citizen outside the country, and my intent to return is uncertain.
- ☐ I am a U.S. citizen outside the country, and I have never lived in the United States.
- ☐ I am a Nevada resident with a disability.
- ☐ I am a tribal member and I reside on an Indian reservation or Indian colony.
- ☐ None of the above.

[Back](#) [End Session](#) [Continue](#)

## Select Voter Classification:

- Active-duty military
- Spouse or dependent of an active-duty military member
- US Citizen/Nevada resident outside the country
- Nevada resident with a disability
- Tribal member living on a reservation or colony in Nevada

You may be prompted to provide additional information following your selection.



# Verifying Voter Information

Effective Absentee System for Elections

[Contact Information](#) [FAQs](#)

Overview

1. Voter Assistance

2. User Classification

3. Affirmation

4. Identification

5. Information

6. Ballot

Please choose your branch of service (optional)

☐ U.S. Army

☐ U.S. Air Force

☐ U.S. Coast Guard

☐ U.S. Marine Corps

☐ U.S. Merchant Marines

☐ U.S. National Guard

☐ U.S. National Oceanic and Atmospheric Administration Commissioned Officer Corps

☐ U.S. Navy

☐ U.S. Public Health Service Commissioned Corps

☐ U.S. Space Force

Back

End Session

Continue

Select your branch of service (if applicable), and continue.

Effective Absentee System for Elections

[Contact Information](#) [FAQs](#)

Overview

1. Voter Assistance

2. User Classification

3. Affirmation

4. Identification

5. Information

6. Ballot

7. Return

8. Confirmation

Please choose the tribe or colony you reside on (required)

☐ Battle Mountain Band

☐ Carson Colony Community

☐ Confederated Tribes of Goshute

☐ Dresslerville Community

☐ Duck Valley Shoshone-Paiute Tribe

☐ Duckwater Shoshone Tribe

☐ Elko Band

☐ Ely Shoshone Tribe

☐ Fallon Paiute Shoshone Tribe

☐ Ft. McDermitt Paiute-Shoshone Tribe

☐ Fort Mojave Indian Tribe

☐ Las Vegas Paiute Tribe

☐ Lovelock Paiute Tribe

☐ Moapa Band of Paiutes

☐ Pyramid Lake Paiute Tribe

☐ Reno-Sparks Indian Colony

☐ South Fork Band

☐ Stewart Community

☐ Summit Lake Paiute Tribe

☐ Te-Moak Tribe of Western Shoshone

☐ Timbisha Shoshone Tribe

☐ Walker River Paiute Tribe

☐ Washoe Tribe of Nevada & California


☐ Wells Band

☐ Winnemucca Indian Colony

☐ Woodfords Community

☐ Yerington Paiute Tribe

☐ Yomba Shoshone Tribe



NEVADA  
ELECTION  
INTEGRITY  
TASK FORCE

WARNING: Falsifying your registration is a Category E felony (NRS 293.800).

Back

End Session

Continue

Select your tribe or colony (if applicable), then continue.



# Verifying Voter Information

Effective Absentee System for Elections

Contact InformationFAQs

Overview

1. Voter Assistance

2. User Classification

3. Affirmation

4. Identification

5. Information

6. Ballot

7. Return

8. Confirmation

Which of the following describes you?

☒ I am a tribal member and I reside on an Indian reservation or Indian colony.

Affirm and Declare: (required by NRS 293 and NAC 293)

- I am a registered voter who is a tribal member and who resides on an Indian reservation or Indian colony.
- I am a citizen of the United States.
- I will be at least 18 years of age on election day.
- I have not been adjudicated mentally incompetent, or if so, my right to vote has been restored.
- I am not registered to vote in any other jurisdiction in the United States.
- I have not applied, nor do I intend to apply, for a ballot from any other jurisdiction for the same election.
- The information on this form is true and complete to the best of my knowledge.
- I acknowledge that if I return my voted ballot by approved electronic transmission, I have waived my right to have my ballot kept secret. Nevertheless, I understand that my signature will be permanently separated from my voted ballot to maintain its secrecy at the outset of the tabulation process and thereafter.
- I understand that a material misstatement of fact in completing this document may be grounds for a conviction of perjury under the laws of the United States or this State.
- I declare under penalty of perjury under the laws of the United States and this State that the foregoing is true and correct.

☒ I affirm and declare under penalty of perjury information provided is true and complete to the best of my knowledge.

Back

End Session

Continue

Review and check the affirmation box, then continue.

Overview

1. Voter Assistance

2. User Classification

3. Affirmation

4. Identification

5. Information

6. Ballot

7. Return

8. Confirmation

NEVADA ELECTION INTEGRITY TASK FORCE

WARNING: Falsifying your registration is a Category E felony (NRS 293.800).

Enter your information exactly as it appears on your Driver's License or ID Card. The information you provide will be matched against existing information to confirm your identity and determine if you are registered to vote or if you need to register to vote. Fields marked with an "\*" are required and must be completed.

Voter Identification

First Name \*

Middle Name

Last Name \*

Suffix

Date of Birth (mm/dd/yyyy) \*

Nevada Driver's License or Identification number (if applicable)

Last Four Digits of Your Social Security Number \*

Email Address \*

Security \* ?

Please confirm you are a human user and not a robot ...

☐ I'm not a robot

reCAPTCHA

Back

End Session

Continue

Enter Voter Identification, complete reCAPTCHA challenge, and continue.




# Verifying Voter Information

Effective Absentee System for Elections [Contact Information](#) [FAQs](#)

[Overview](#)


- [1. Voter Assistance](#)
- [2. User Classification](#)
- [3. Affirmation](#)
- [4. Identification](#)
- [5. Information](#)
- [6. Ballot](#)
- [7. Return](#)
- [8. Confirmation](#)




WARNING: Falsifying your registration is a Category E felony (NRS 293.800).

Review the following information. Select 'Confirm' to proceed and access your ballot or 'Edit' to change your information.

Please confirm the following information:

First Name	Tribal	NV Residential Address: 2
Middle Name		12345 Main St
Last Name	Voter	Carson City, NV 89705
Suffix		Mailing Address: (if different)
Sex		
Date of Birth	01/01/1975	
Nevada Driver's License or Identification number		
Last Four Digits of Your Social Security Number	4321	
Phone	123-4567	
Fax		
Email Address	tribal@sos.nv.gov	
Political Party	Nonpartisan	
Signature		

[Upload Documents](#) 

[Unloaded Documents:](#)

[Edit Signature](#)

[About This Signature](#)

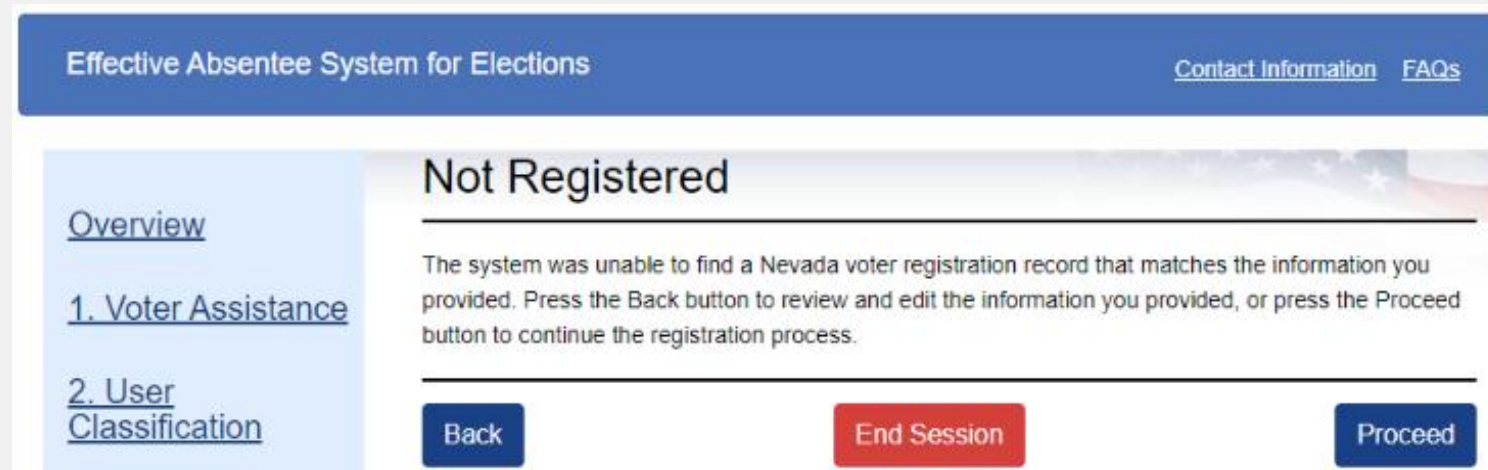
\* Please note, when using this system, your Federal Postcard Application (FPCA) or Nevada Voter Registration form will be provided to your local elections official. If necessary, your local elections official will update the information provided to ensure your information is current. If you need to update your FPCA or your Voter Registration, please select the edit button below.

[Back](#) [End Session](#) [Edit](#) [Continue](#)

If you are an existing registered voter, you will be brought to this page after you enter your information on the Voter Identification page. Review your information and make updates as necessary.



# Registering to Vote



The screenshot shows a web interface for the 'Effective Absentee System for Elections'. At the top, a blue header bar contains the title 'Effective Absentee System for Elections' on the left and links for 'Contact Information' and 'FAQs' on the right. Below the header, the page is divided into two main sections. On the left is a light blue sidebar with a list of navigation links: 'Overview', '1. Voter Assistance', and '2. User Classification'. The 'Overview' link is underlined. The main content area on the right has a title 'Not Registered' in bold, followed by a horizontal line. Below the line, a message states: 'The system was unable to find a Nevada voter registration record that matches the information you provided. Press the Back button to review and edit the information you provided, or press the Proceed button to continue the registration process.' At the bottom of this section, there are three buttons: a blue 'Back' button, a red 'End Session' button, and a blue 'Proceed' button.

Effective Absentee System for Elections [Contact Information](#) [FAQs](#)

[Overview](#)

[1. Voter Assistance](#)

[2. User Classification](#)

## Not Registered

The system was unable to find a Nevada voter registration record that matches the information you provided. Press the Back button to review and edit the information you provided, or press the Proceed button to continue the registration process.

[Back](#) [End Session](#) [Proceed](#)

If you are not registered to vote, you will see the “Not Registered” page. Click “Proceed” to continue with registration.





# Registering to Vote

Effective Absentee System for Elections

Contact InformationFAQs

Overview

1. Voter Assistance

2. User Classification

3. Affirmation

4. Identification

5. Information

6. Ballot

7. Return

8. Confirmation

NEVADA  
ELECTION  
INTEGRITY  
TASK FORCE

Proof of Residence & Identity

Attention!

In accordance with NRS 293.517, a person shall submit official identification as **proof of residence and identity** before preregistering or registering. In order to continue to mark and submit your ballot selections you may upload documentation to establish your identity. If your identification does not have your current residential address, you will **also** be required to upload proof of residency. In accordance with NAC 293.395, the following articles may be used to establish identity:

- a. A current and valid Nevada driver's license;
- b. A current and valid identification card issued by the Department;
- c. A current and valid identification card issued by a branch of the Armed Forces of the United States;
- d. A current and valid identification card issued by a sheriff of a Nevada county to an employee as a condition of employment by certain business enterprises;
- e. A current and valid identification card issued by an agency of the State of Nevada or political subdivision thereof or the United States, including, without limitation, a public school, college or university;
- f. A current and valid student identification card from an accredited private school, college or university;
- g. A current and valid United States passport;
- h. A current and valid insurance plan identification card which the county clerk determines, in his or her discretion, to be a reliable indication of the true name and identity of the person; or
- i. A current and valid tribal identification card.

The following articles may be used to establish residency (if current residential address is displayed and is the address indicated on the voter registration application).

You will be prompted to provide proof of residence and identity. New ADA and tribal registrants will be able to upload documents.

THANK YOU

WARNING: Falsifying your registration is a Category E felony (NRS 293.800).

- a. Any article set forth in [NAC 293.395 \(2a\)-\(2i\)](#);
- b. A current and valid utility bill, including, without limitation, a bill for electricity, gas, oil, water, sewer, septic, telephone, cellular telephone or cable television;
- c. A current and valid bank or credit union statement;
- d. A current and valid paycheck;
- e. A current and valid income tax return;
- f. A current and valid statement concerning the mortgage, rental or lease of a residence;
- g. A current and valid motor vehicle registration;
- h. A current and valid document issued by a governmental agency;
- i. A current and valid property tax statement; or
- j. Any other official article which the county clerk determines, in his or her discretion, to be a reliable indication of the true residential address of the person.

Please use the Upload Documents feature to provide the required documentation. These will be included in your completed ballot package at the end of your session. If you do not have the ability to upload documents, please contact your County Clerk or Registrar of Voters.

Click [here](#) for a list of County Clerks and Registrar of Voters.

By clicking "Continue" I understand that I cannot submit my ballot selections unless I upload the required documents or contact my County Clerk or Registrar of Voters to complete my registration.

Uploaded Documents

Upload a Document

\* Only files with an extension of ".pdf", ".jpg", ".png" or ".tif" will be accepted.

BackContinue

▲ Only Nevada residents who are attempting to vote on their own behalf may use this system. Any unlawful access to this system, including automated attempts to register voters will be prosecuted.

# Registering to Vote

Effective Absentee System for Elections [Contact Information](#) [FAQs](#)

[Overview](#)

- [1. Voter Assistance](#)
- [2. User Classification](#)
- [3. Affirmation](#)
- [4. Identification](#)
- [5. Information](#)
- [6. Ballot](#)
- [7. Return](#)
- [8. Confirmation](#)

  
WARNING: Falsifying your registration is a Category E felony (194.01 260 B000).

Enter the information requested in the fields below. Please review the information to ensure its accuracy. Required fields marked with an \*\*\*.

**First Name \***  
Tribal

**Middle Name**

**Last Name \***  
Voter

**Suffix**

**Sex**

**Date of Birth (mm/dd/yyyy) \***  
01/01/1975

**Nevada Driver's License or Identification number \***

**Last Four Digits of Your Social Security Number \***  
4321

**Phone**  
987-6543

**Fax**

**NV Residential Address**  
(No P.O.Box/Business Address)  
**Residential Zip Code \***  
89706

**Street Number \*** (ex: "557") **2**  
12345

**Street Name \*** **3**  
Main St

**Apt/Unit**

**City \***  
Carson City

**State \***  
NV

**Mailing Address (if different)**  
You must provide a mailing address for where you are now living now.  
**Address 1**

Complete filling out required information, then click, "Save and Update Information"

**YOU MUST PROVIDE A MAILING ADDRESS FOR WHERE YOU ARE NOW LIVING NOW.**

**Address 1**

**Address 2**

**Address 3**

**City/Village**

**State/Province**

**Postal Code/APD**

**Country**

**987-6543**

**Fax**

**Email Address \***  
tribal@sos.nv.gov


**Political Party \***  
Nonpartisan

**Place of Birth**  
PA

**Your name and residential address where you were last registered to vote (Name Used, Address, State, etc.)**

☐ Receive Sample Ballot in Larger Type?

[Edit disabled information](#) **3**

**Signature**  
You should not change or edit your signature UNLESS the image below is not your signature, your signature is significantly different, or there is no signature available.  


[Edit Signature](#)

[About This Signature](#)

[Back](#) [End Session](#) [Save and Update Information](#)

⚠ Only Nevada residents who are attempting to vote on their own behalf may use this system. Any unlawful access to this system, including automated attempts to register voters will be prosecuted.



# Mark Your Ballot

Effective Absentee System for Elections [Contact Information](#) [FAQs](#)

[Overview](#)

[1. Voter Assistance](#)

[2. User Classification](#)

[3. Affirmation](#)


[4. Identification](#)

[5. Information](#)

[6. Ballot](#)

[7. Return](#)

[8. Confirmation](#)



WARNING: Falsifying your registration is a Category E felony (NRS 293.050)

## Mark Your Ballot

Step 1: To make a selection, simply click the oval that corresponds with your desired selection. To **change a selection, first uncheck the oval** then update your choice.

Step 2: Click the blue button at the bottom of this page to review your ballot changes. Once no further changes have been made, your ballot will be prepared for submission. [2](#)

2024 PRIMARY ELECTION CLARK COUNTY, NEVADA PRECINCT 2065 BALLOT STYLE: NONPARTISAN ELECTION DATE: June 11, 2024		
Member State Board of Education District 4 - NP FOUR (4) YEAR TERM VOTE FOR ONE		
Hughes, Tim	NONPARTISAN	<input type="radio"/>
Trustee Clark County School District B - NP FOUR (4) YEAR TERM VOTE FOR ONE		
Burns, Samuel "Russ"	NONPARTISAN	<input type="radio"/>
Dominguez, Lydia	NONPARTISAN	<input type="radio"/>
Eady, Eileen	NONPARTISAN	<input type="radio"/>
Plummer, Robert J.	NONPARTISAN	<input type="radio"/>

Effective Absentee System for Elections [Contact Information](#) [FAQs](#)

[Overview](#)

[1. Voter Assistance](#)

[2. User Classification](#)

[3. Affirmation](#)


[4. Identification](#)

[5. Information](#)

[6. Ballot](#)

[7. Return](#)

[8. Confirmation](#)



WARNING: Falsifying your registration is a Category E felony (NRS 293.050)

## Review Your Ballot Selections

Step 1: To make a selection, simply click the oval that corresponds with your desired selection. To **change a selection, first uncheck the oval** then update your choice.

Step 2: Click the blue button at the bottom of this page to review your ballot changes. Once no further changes have been made, your ballot will be prepared for submission. [3](#)

### Ballot Selection Notices

**Undervote:** You have marked fewer than the allowed number of selections for which you are entitled to vote. Note: You are not required to mark a selection for each contest.

**Warning:** this is a blank ballot where no votes have been cast.

2024 PRIMARY ELECTION CLARK COUNTY, NEVADA PRECINCT 2065 BALLOT STYLE: NONPARTISAN ELECTION DATE: June 11, 2024		
Possible Undervote		
Member State Board of Education District 4 - NP FOUR (4) YEAR TERM VOTE FOR ONE		
Hughes, Tim	NONPARTISAN	<input type="radio"/>
Possible Undervote		
Trustee Clark County School District B - NP FOUR (4) YEAR TERM VOTE FOR ONE		

Mark your ballot.

The system will not allow you to **"overvote,"** or make more selections than allowed in a race.

The system will flag any possible **"undervotes,"** or races where you made fewer selections than you are allowed to vote. You are not required to mark a selection for each contest. Review selections before continuing.





# Review Your Ballot

Effective Absentee System for Elections [Contact Information](#) [FAQs](#)

[Overview](#)

[1. Voter Assistance](#)

[2. User Classification](#)

[3. Affirmation](#)

[4. Identification](#)

[5. Information](#)

[6. Ballot](#)

[7. Return](#)

[8. Confirmation](#)

**Select Ballot Return Method**

**REVIEW** Click "REVIEW" to review or save your completed ballot package prior to submitting. To edit, use the links to the left or use your browser's back button.

**RETURN ONLINE NOW** (Recommended, Most Secure)

Click 'RETURN ONLINE NOW' to securely submit your ballot online now through this application. This will record your ballot to a secure server protected with the latest encryption technology and can only be accessed by your county elections official. Upon submission you will receive a confirmation email and have no further action to take. [More Information](#)

**RETURN BY MAIL**

1. Download your ballot PDF by selecting the 'Return by Mail' button above.
2. Print out your mail ballot and the required accompanying ballot materials.
3. Mail all of the documents to your county election official:

**Clark County Registrar Of Voters**  
965 Trade Dr. Suite A  
North Las Vegas, Nevada 89030

**I HAVE DOWNLOADED AND SAVED OR PRINTED MY BALLOT PDF. CONTINUE TO MY CONFIRMATION INFORMATION.**

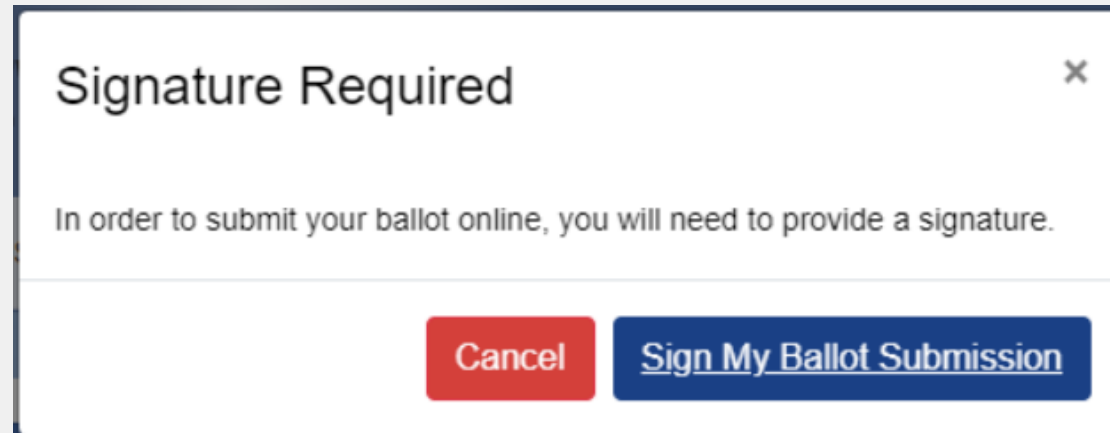
NEVADA

After marking your ballot, you'll be brought to the **Ballot Return Method** page. Before submitting your ballot, select "Review." The PDF will open in a new browser for you to review your selections.

*If it doesn't open, check your pop-up blocker settings.*



# Confirming Your Signature



A screenshot of a web dialog box titled "Signature Required" with a close button (X) in the top right corner. The text inside the dialog reads: "In order to submit your ballot online, you will need to provide a signature." At the bottom of the dialog, there are two buttons: a red "Cancel" button and a blue "Sign My Ballot Submission" button.

When you click "Review," you may be prompted to provide a signature –  
If the system is unable to retrieve a signature on file, you will be  
prompted to provide one before reviewing your ballot.



# Confirming Your Signature

Effective Absentee System for Elections [Contact Information](#) [FAQs](#)

[Overview](#)  
[1. Voter Assistance](#)  
[2. User Classification](#)  
[3. Affirmation](#)  
[4. Identification](#)  
[5. Information](#)  
[6. Ballot](#)  
[7. Return](#)

Use options below to change or edit you signature.

You should not change or edit your signature UNLESS the below image is not your signature, your signature is significantly different, or there is no signature available.

Note: If your county election office is unable to verify your signature, you may be required to provide additional information or documentation to verify your identity.

**Upload a Signature Image** \* Only files with an extension of "jpg" or "png" will be accepted.

**Create New Signature**

**Current Signature**  
**New Signature**

**Cancel** **Save and Update Signature**


Upload or create a new signature.

Effective Absentee System for Elections [Contact Information](#) [FAQs](#)

[Overview](#)  
[1. Voter Assistance](#)  
[2. User Classification](#)  
[3. Affirmation](#)  
[4. Identification](#)

Use your computer mouse and cursor or touchscreen to draw your signature in the box given below. If you need to re-draw your signature, simply click on the 'Clear' button. When you are satisfied with your signature, click on the 'Save and Update Signature' button to proceed.

Note: If your county election office is unable to verify your signature, you may be required to provide additional information or documentation to verify your identity.



**Back** **Clear** **Save and Update Signature**

Clear if you want to redo your signature or save and update to continue.



# Confirming Your Signature

The screenshot displays a web application titled "Effective Absentee System for Elections". At the top right, there are links for "Contact Information" and "FAQs". A left-hand navigation menu lists several steps: "Overview", "1. Voter Assistance", "2. User Classification", "3. Affirmation", "4. Identification", "5. Information", "6. Ballot", "7. Return", and "8. Confirmation". The main content area is titled "Use options below to change or edit you signature." and includes a warning: "You should not change or edit your signature UNLESS the below image is not your signature, your signature is significantly different, or there is no signature available." A note states: "Note: If your county election office is unable to verify your signature, you may be required to provide additional information or documentation to verify your identity." Below this, there are two buttons: "Upload a Signature Image" (with a note: "\* Only files with an extension of 'jpg' or 'png' will be accepted.") and "Create New Signature". The "Current Signature" section shows a wavy line. The "New Signature" section has a text input field containing another wavy line. At the bottom, there are "Cancel" and "Save and Update Signature" buttons.

Confirm new signature and click "Save and Update Signature" to continue.



# Submitting Your Ballot

Effective Absentee System for Elections

Contact InformationFAQs

Overview

1. Voter Assistance

2. User Classification

3. Affirmation

4. Identification

5. Information

6. Ballot

7. Return

8. Confirmation

Select Ballot Return Method

REVIEW

Click "REVIEW" to review or save your completed ballot package prior to submitting. To edit, use the links to the left or use your browser's back button.

RETURN ONLINE NOW

(Recommended, Most Secure)

Click "RETURN ONLINE NOW" to securely submit your ballot online now through this application. This will record your ballot to a secure server protected with the latest encryption technology and can only be accessed by your county elections official. Upon submission you will receive a confirmation email and have no further action to take. [More Information](#)

RETURN BY MAIL

1. Download your ballot PDF by selecting the 'Return by Mail' button above.

2. Print out your mail ballot and the required accompanying ballot materials.

3. Mail all of the documents to your county election official:

Clark County Registrar Of Voters

965 Trade Dr. Suite A

North Las Vegas, Nevada 89030

I HAVE DOWNLOADED AND SAVED OR PRINTED MY BALLOT PDF. CONTINUE TO MY CONFIRMATION INFORMATION.

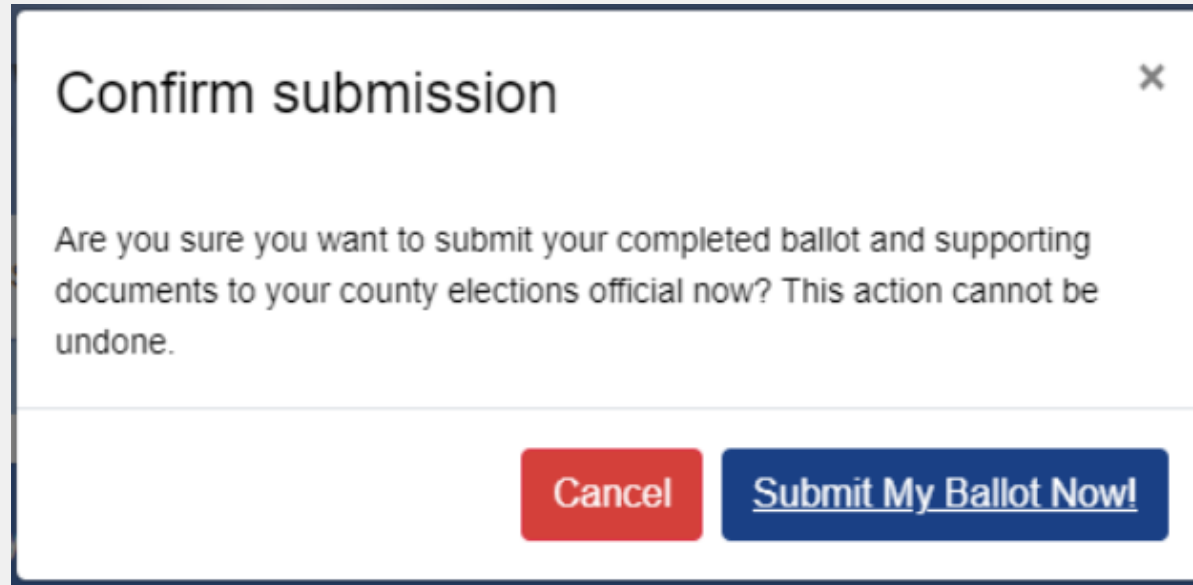
After reviewing your ballot and updating your signature (if necessary), you will be given the option to return your ballot **online** or **by mail**.

The Return Online Now option is strongly recommended.

The Return Online Now process places the data directly on the secure SOS server with the latest encryption technology where it will only be accessible by your county election official.



# Submitting Your Ballot

A screenshot of a web-based confirmation dialog box. The dialog has a white background with a dark blue border. At the top left, the text "Confirm submission" is displayed in a dark blue font. To the right of this text is a small dark blue "x" icon. Below the title, the text "Are you sure you want to submit your completed ballot and supporting documents to your county elections official now? This action cannot be undone." is shown in a dark gray font. At the bottom of the dialog, there are two buttons: a red button with the text "Cancel" in white, and a dark blue button with the text "Submit My Ballot Now!" in white. The blue button has a thin white underline under the text.

Confirm submission

Are you sure you want to submit your completed ballot and supporting documents to your county elections official now? This action cannot be undone.

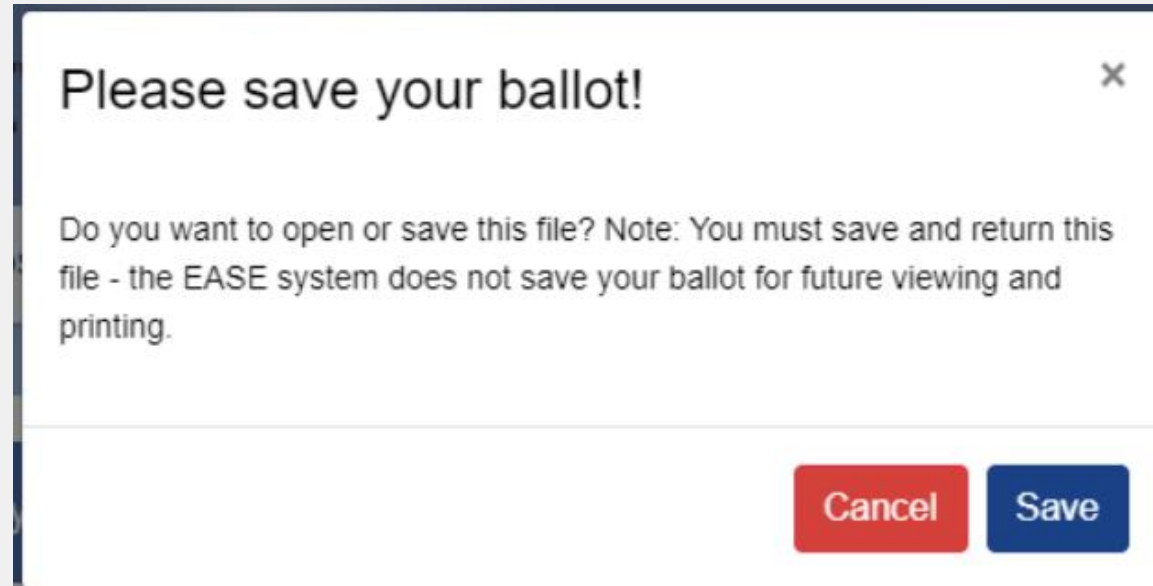
Cancel Submit My Ballot Now!

**Return Online Now** – You will be prompted to provide a signature if there isn't one on file.

Confirm submission by clicking "Submit My Ballot Now!"



# Submitting Your Ballot



**Return By Mail** – Click “Save.” The PDF will open in a new browser. If it doesn’t open, review your pop-up blocker settings. Print your documents and mail them to your county. Your county’s information is located on the cover sheet. Close the browser when you are done.

Again, the Return Online Now option is the recommended method to submit your ballot; for ease and security.





## Questions?

More information:

[https://www.nvsos.gov/ease/eas  
epages/overview.aspx](https://www.nvsos.gov/ease/eas<br/>epages/overview.aspx)

Elections Division

Phone: 775.684.5705

Email: [nvelect@sos.nv.gov](mailto:nvelect@sos.nv.gov)